


# Technology

## Using LOGO

BASIC  
Geometric Supposer  
Graphing calculators  
▶ **LOGO**  
Spreadsheets

LOGO is a very powerful computer programming language. You can use LOGO to examine and manipulate words, numbers, and lists. Its best-known feature is its turtle graphics. This feature allows us to create drawings with simple commands.

To use LOGO, you must first load the language into your computer. Insert the disk into drive 1 and close the door. To boot the LOGO disk, hold down the CONTROL and  keys with two fingers on your left hand and press the RESET key with a finger on your right hand. Now, release all three keys at once.

Once LOGO is loaded, type DRAW to clear the screen and locate the turtle, the small triangle used to draw, in the center of the screen. The basic LOGO commands are as follows:

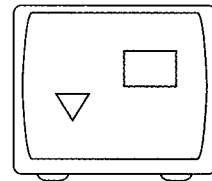
FD Forward  
BK Back  
PU Pen Up

LT Left  
RT Right  
PD Pen Down

CS Clear screen  
DRAW  
HOME

The LOGO commands shown below have the turtle draw a rectangle and a triangle.

```
DRAW
FD 50 RT 90
FD 75 RT 90
FD 50 RT 90
FD 75 PU FD 10
PD FD 30 LT 120
FD 30 LT 120
FD 30 HT
```

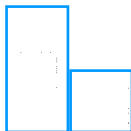


## EXERCISES

1. Describe the results of the commands DRAW FD 80 BK 80.
2. Type the command HT. What happens? Now type ST.

Write the LOGO commands to draw each figure.

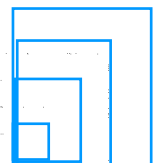
3.



4.



5.



6. Write the LOGO commands to draw your initials.